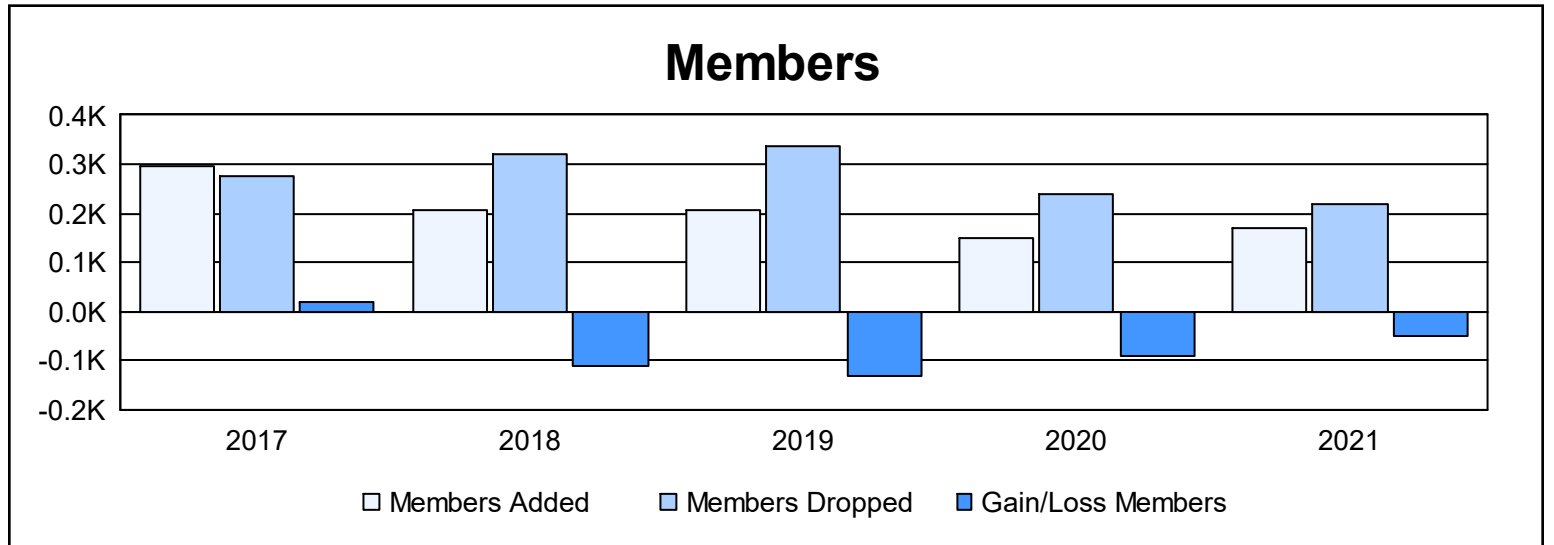
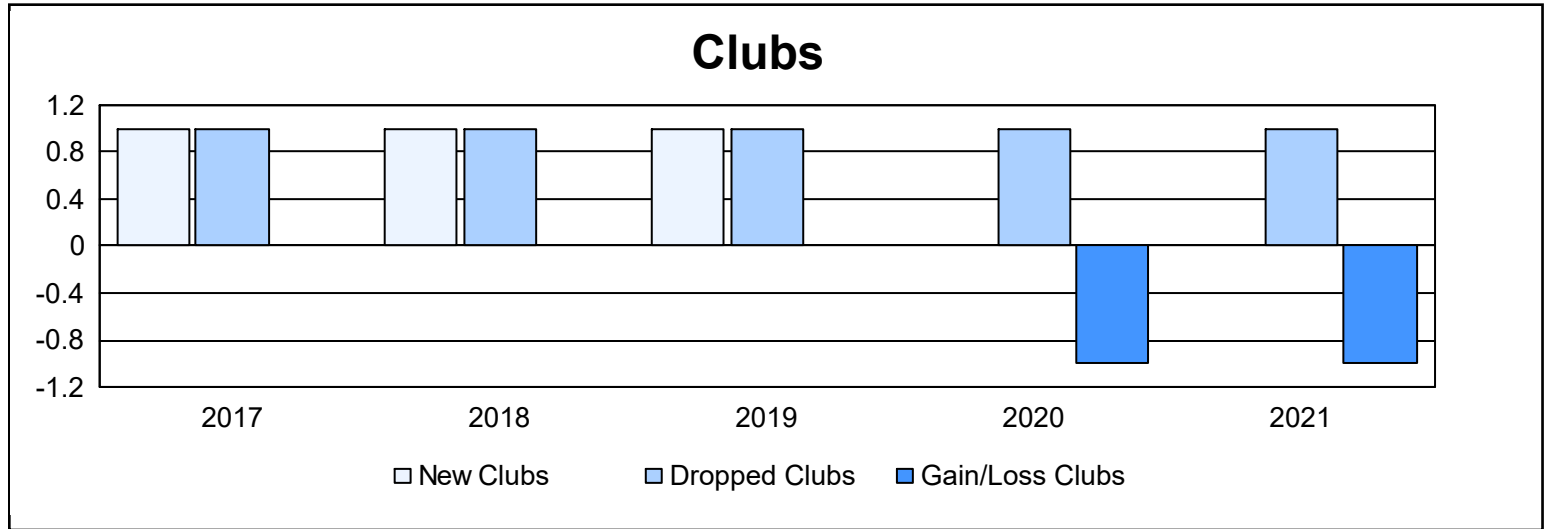
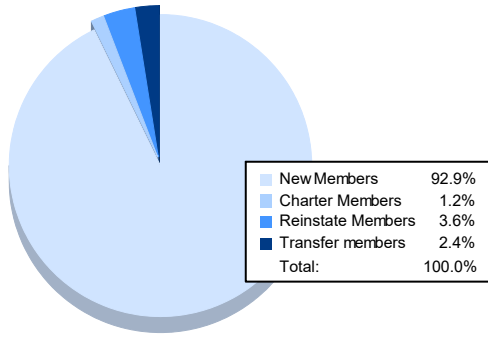


Year	New Clubs	Dropped Clubs	Gain/ Loss Clubs	New Members	Charter Members	Reinstate Members	Transfer Members	Total Member Added	Total Members Dropped	Gain/ Loss Members
2016-2017	1	1	0	251	23	12	9	295	274	21
2017-2018	1	1	0	169	21	12	6	208	321	-113
2018-2019	1	1	0	158	24	14	10	206	338	-132
2019-2020	0	1	-1	134	3	6	6	149	239	-90
2020-2021	0	1	-1	157	2	6	4	169	219	-50
<b>Average</b>	<b>1</b>	<b>1</b>	<b>0</b>	<b>174</b>	<b>15</b>	<b>10</b>	<b>7</b>	<b>205</b>	<b>278</b>	<b>-73</b>



### Membership Composition June 2021 Cumulative



### Gender Composition June 2021 Cumulative

